



[Back to Listings](#)



 **Beds · 1**

 **Baths · 1**
(1 full)



Estimated Monthly Cost: \$561 >

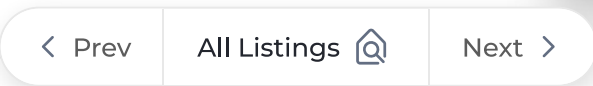
Request a Tour

Features

Type: Manufactured Home

Year Built: 2016

Heating: Forced Air



Buy / Rent

Favorites

Planner

[← Back to Listings](#)



Subdivision: South of Port Townsend

Structure Type: Manufactured House

Property Details ^

Interior Details

Beds 1

Full Bathrooms 1

Total Building Area 389 sqft

Interior Highlights Vaulted Ceiling(s)

Flooring Laminate

Window Features Double Pane Windows

Fireplace Electric

Appliances Microwave, Range, Refrigerator, Stove

Exterior Details

Property Type Residential

Patio and Porch Patio

Buy / Rent

Favorites

Planner

[← Back to Listings](#)

[Activate Account](#)



Structure Type

Manufactured House

Building Details



Utilities

Heating

Forced Air

Water Source

Public

Construction

Construction Materials

Wood Siding

Year Built

2016

Roof

Composition

Body Type

Single Wide

Foundation Details

Tie Down

Property Condition

Very Good Condition

Homeowners Association

Senior Community

Yes

[← Back to Listings](#)



Other Facts & Features



Other Facts & Features

List Price	\$115,000
Directions	West on Hwy 20 through 4 Corners intersection about a block on the left, right at the mailboxes and then the next left to #46 on the right near end.
Listing Terms	Cash, Conventional
Possession	Closing
Offers	Seller intends to review offers upon receipt
Buyer Agent Compensation*	2.5

*The offer is made only to participants of the MLS where the listing is filed.

Legal & Financial Details

Tax ID	978706046
Tax Year	2022
Annual Taxes	\$50

Location

Buy / Rent

Favorites

Planner

[← Back to Listings](#)

[Activate Account](#)



MLS Area Major

482 - South Port Townsend

Schools

Nearby School Districts

Unified School District

Port Townsend #50

School Ratings

Elementary Schools



Salish Coast Elementary

Public Schools

4.4/10*

Distance: 4.78 miles

Number of students in 2020: 517

Student/teacher ratio in 2020: 15:1

*These ratings, provided by LiveBy, are based on the school's standing compared to other schools in the state. They use the latest available standardized test results (see years specified above) from the Department of Education.

Public Record Data

[← Back to Listings](#)

[Activate Account](#)



Upcoming Open Houses

 [Public Health Advisory](#)

No upcoming open houses

How do you feel about this listing?

Disliking won't delete it from your saved searches.

 [Favorite](#)

 [Not for Me](#)

Talk to your agent Carol Wise about this listing



[Add a Note](#)

[\(360\) 531-1301](#)

carolwise@gmail.com

[← Back to Listings](#)
[Activate Account](#)



Walk

61_{/100}

Some errands can be accomplished on foot

Bike

41_{/100}

Minimal bike infrastructure

Transit

22_{/100}

It is possible to get on a bus

Tax History

Year:

2021

Property Taxes:

\$80.99 (-3.4%)

[← Back to Listings](#)

[Activate Account](#)




Property Taxes: \$83.83 (-0.7%)

Tax Assessment: \$6,113

Year: 2019

Property Taxes: \$84.42

Tax Assessment: \$6,113

 All information on this page is considered reliable, but not guaranteed. Please verify these property details with your agent.

Interested in This Property?

 Request a Tour

 Compare Property

 Add a Note

 View Insights



Buy / Rent

Favorites

Planner

[← Back to Listings](#)

[Activate Account](#)

